



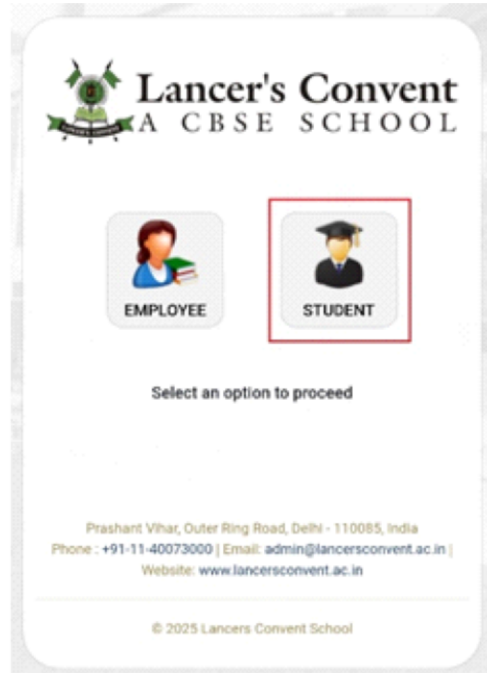
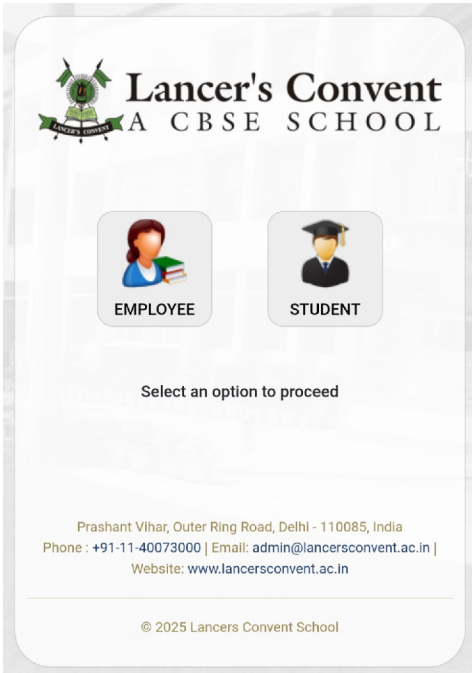
Lancer's Convent

A CBSE SCHOOL

Lancer's Convent School Fee Payment Steps

Step 1 – Open erp.lancersconvent.ac.in

Step 2 – Click on Student Tab

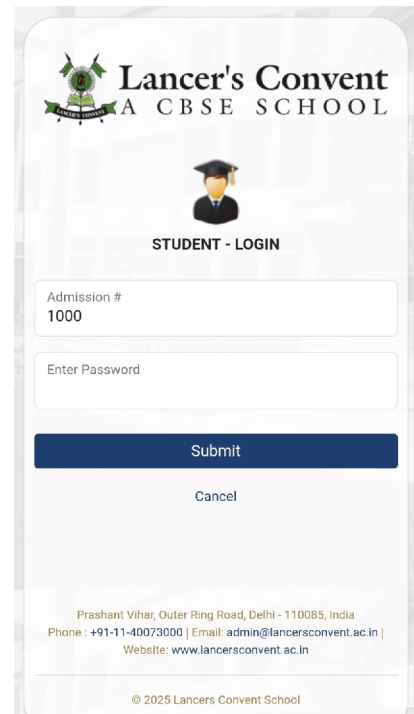
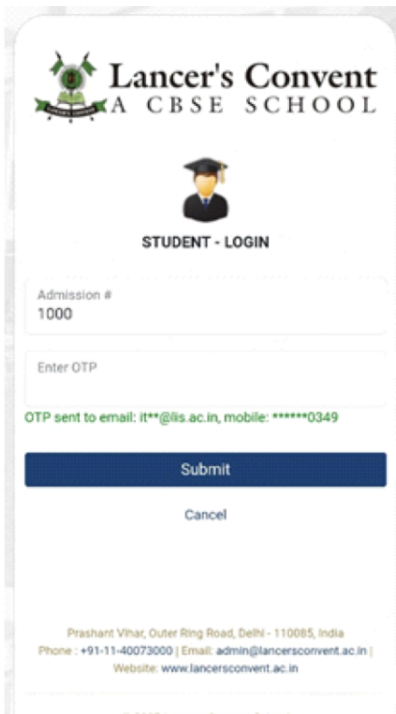
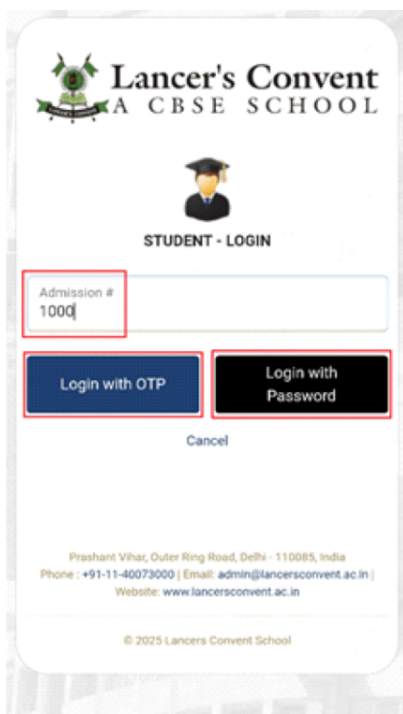


Step 3 – Type the student admission no.& click on **login with OTP** or **login with password** if you have.

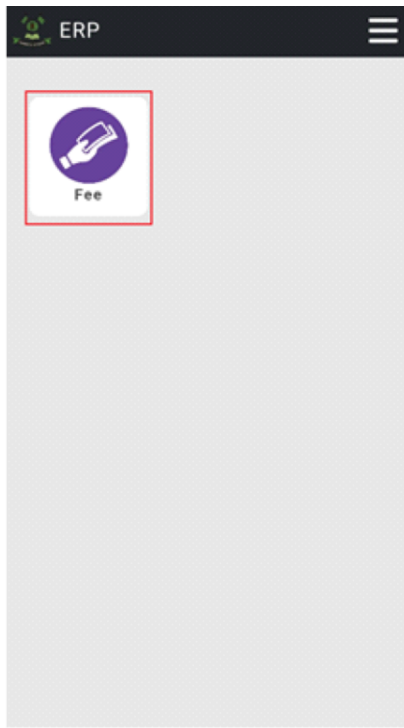
Admission No.

Through OTP login

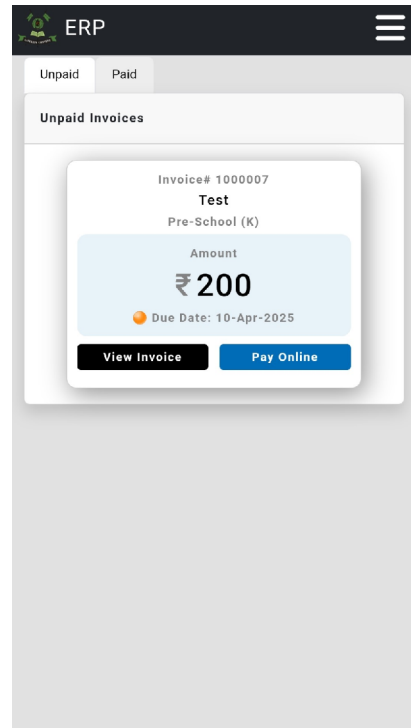
Through Password login



Step 4 – Click on Fee tab for pay the School fee.



Step 5 – Click on view invoice to view invoice or click on Pay Online button to pay the school fee.



Step 6 – select the payment method & fill the required details to complete the payment process.

Lancers Convent

Transaction times out in 14:50 mins





1000007

English

INR 200.00	View Breakup
Order #:	1742517413266
Order Amount	200.00
Convenience Fee	0.00
Tax (18.00%)	0.00
Total Amount	INR 200.00

Payment Information

Credit Card

We Accept :    

Card Number

Expiry Date

Month Year

CVV

Lancers Convent School

Prashant Vihar, Rohni, Delhi-110085, Ph: 40073000, 9910119396, 9873690044, 9999248911